



PARENTS FEEDBACK

2021-22

***IQAC
MORIDHAL COLLEGE
DHEMAJI, ASSAM***

For the session 2021-22, Parents Feedback on the facilities and activities conducted in the college was conducted among the parents of the students during the session 2022-2023. The feedback was based on offline questionnaire which consisted of two parts: Part A and Part B. The Part A consisted of general information regarding the basic information of the students and their parents. The Part B consisted of 14 aspects related to teaching-learning environment, academic, non-academic, infrastructure facilities in the college. The questionnaire also contained one open ended item seeking suggestions and opinions from the parents. The parents have rated the aspects in a scale of 4 to 0; where 4 represented “Excellent”, 3 represented “Very Good”, 2 represented “Good”, 1 represented “Average” and 0 represented “Poor”. The result is based on the responses of the parents.

Result Analysis and Discussion

1. Admission procedure of the college:

- a) Excellent b) Very Good c) Good d) Average e) Poor

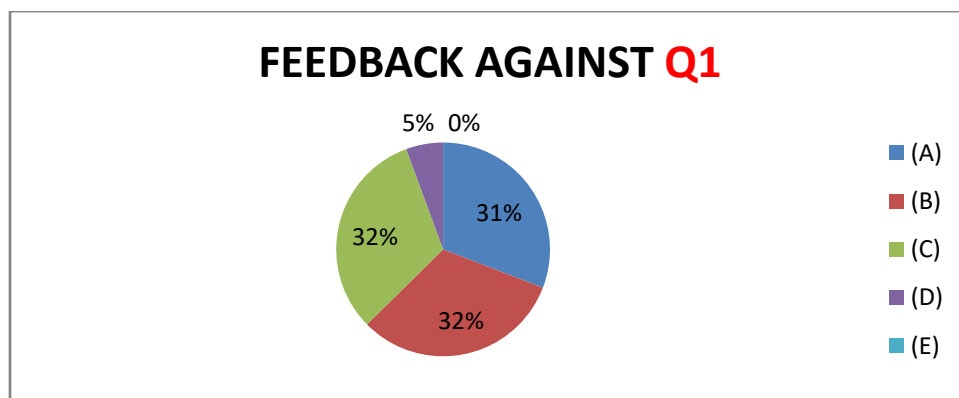


Figure 1. Pie chart for parents feedback against Q1

2. Academic exercises of the college (students’ class attendance and conduct of classes)

- a) Excellent b) Very Good c) Good d) Average e) Poor

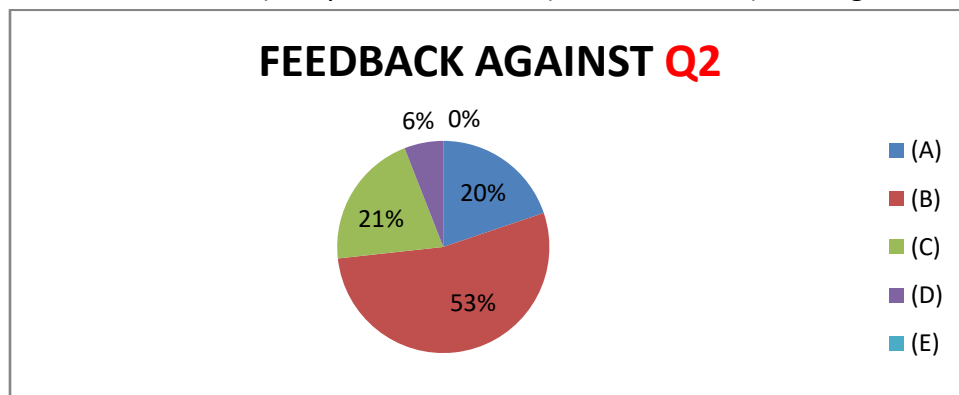


Figure 2. Pie chart for parents feedback against Q2

3. Examination system of the college

- a) Excellent b) Very Good c) Good d) Average e) Poor

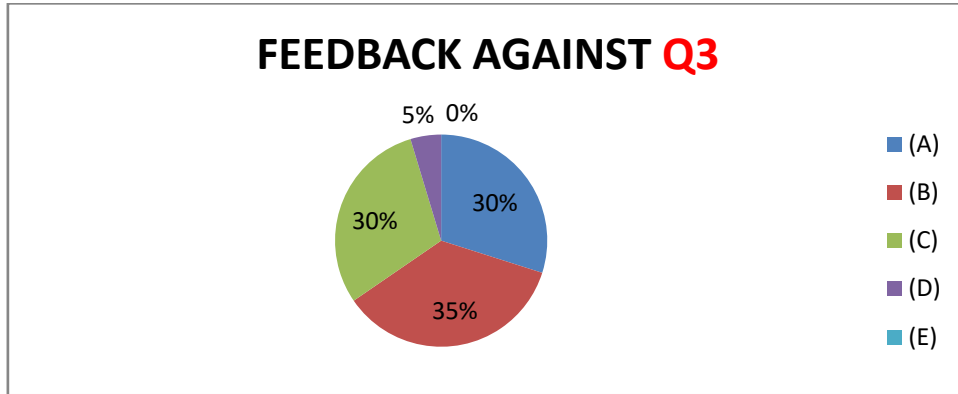


Figure 3. Pie chart for parents feedback against Q3

4. Academic guidance from the teachers;

- a) Excellent b) Very Good c) Good d) Average e) Poor

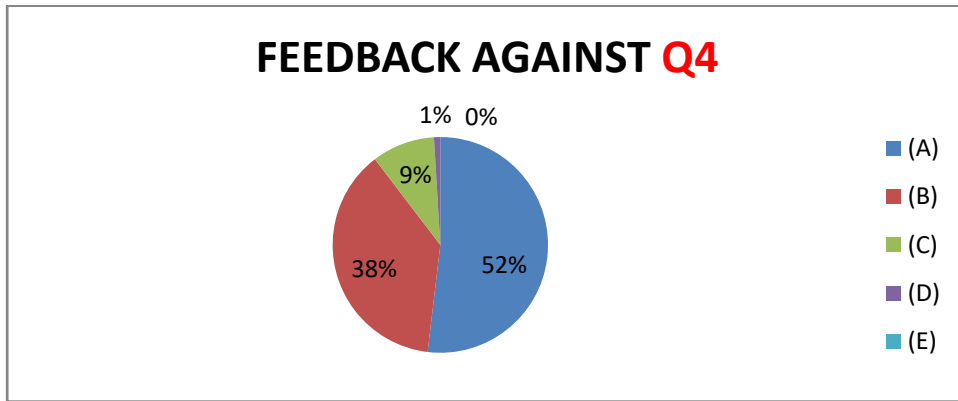


Figure 4. Pie chart for parents feedback against Q4

5. Students –Teacher relation:

- a) Excellent b) Very Good c) Good d) Average e) Poor

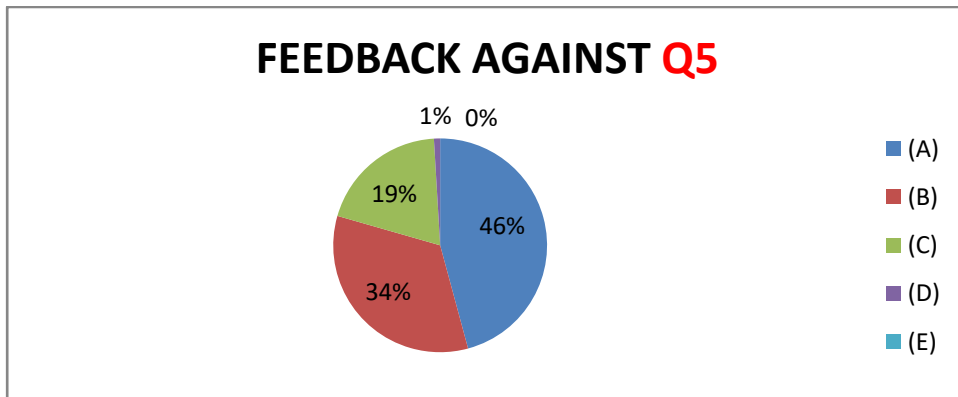


Figure 5. Pie chart for parents feedback against Q5

6. Co-operation from office staff;

- a) Excellent b) Very Good c) Good d) Average e) Poor

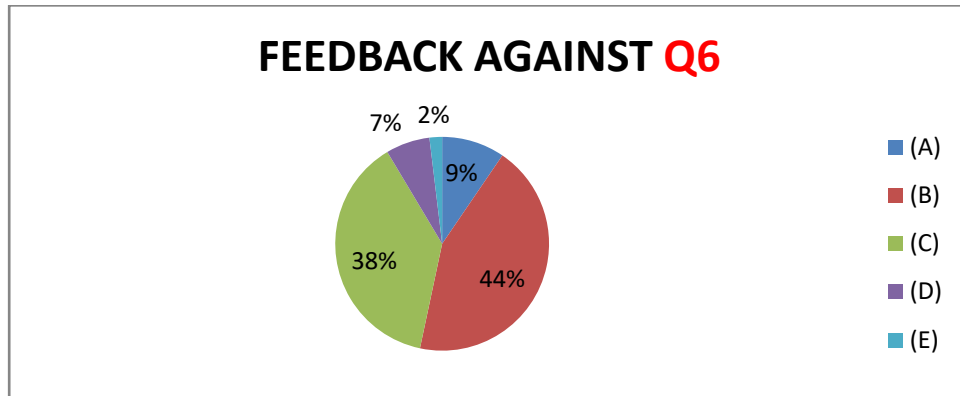


Figure 6. Pie chart for parents feedback against Q6

7. Classroom facilities

- a) Excellent b) Very Good c) Good d) Average e) Poor

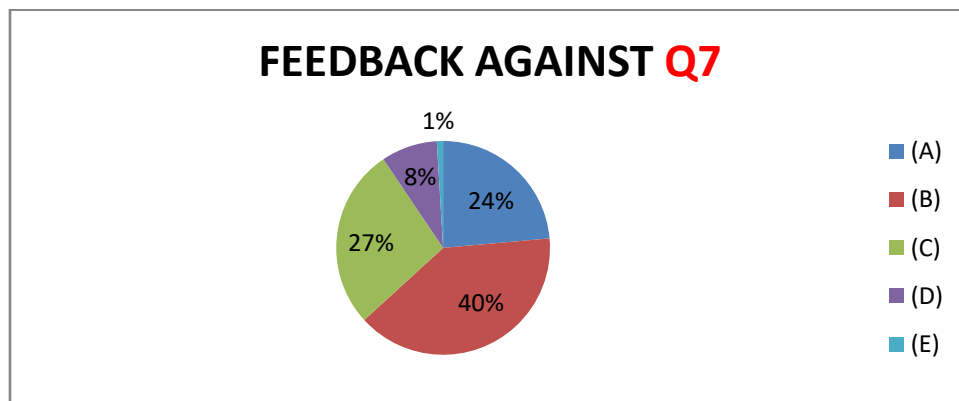


Figure 7. Pie chart for parents feedback against Q7

8. Library facilities:

- a) Excellent b) Very Good c) Good d) Average e) Poor

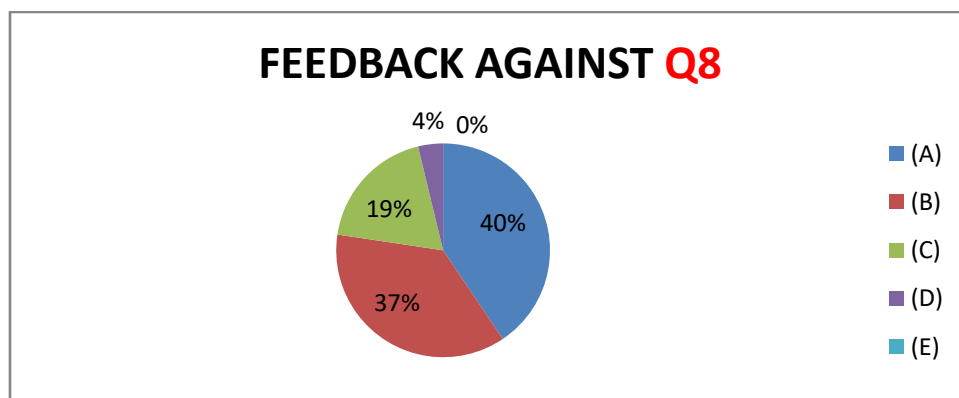


Figure 8. Pie chart for parents feedback against Q8

9. Information technology facilities

- a) Excellent b) Very Good c) Good d) Average e) Poor

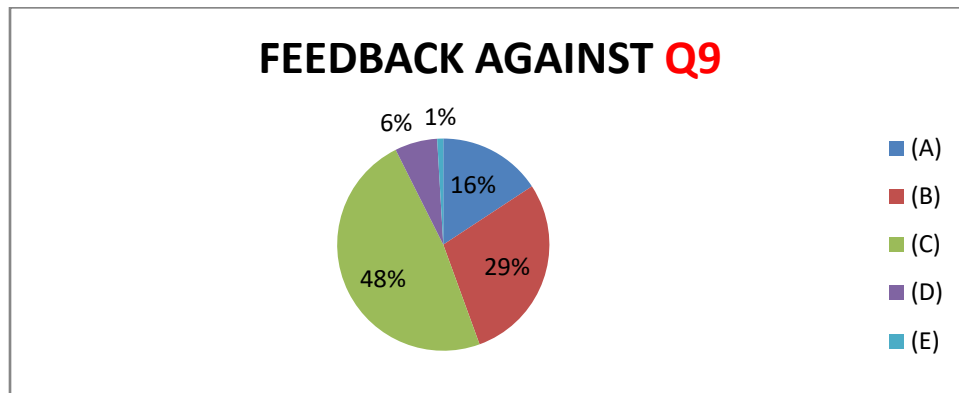


Figure 9. Pie chart for parents feedback against Q9

10. Canteen facilities:

- a) Excellent b) Very Good c) Good d) Average e) Poor

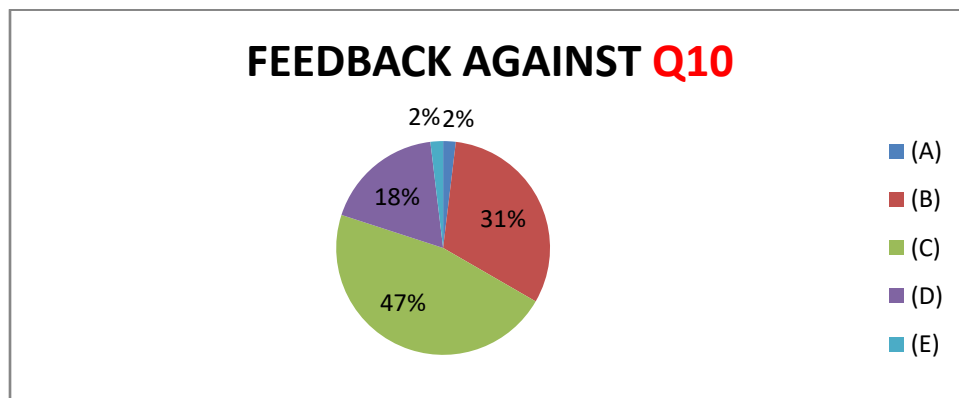


Figure 10. Pie chart for parents feedback against Q10

11. Sports facilities;

- a) Excellent b) Very Good c) Good d) Average e) Poor

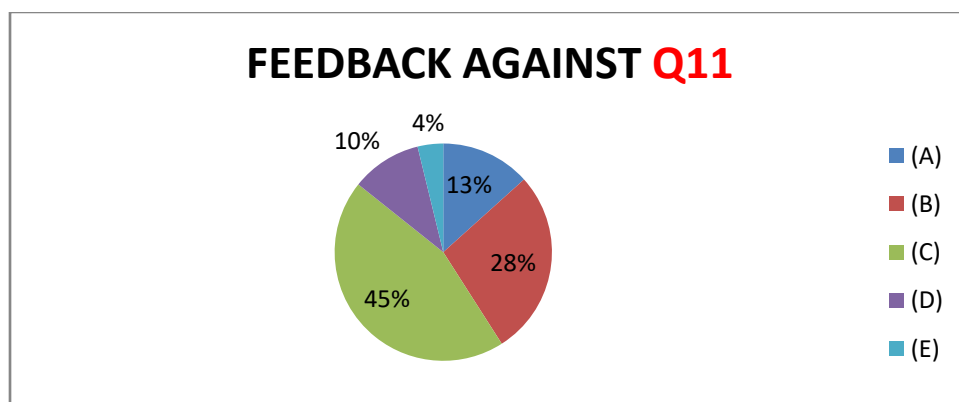


Figure 11. Pie chart for parents feedback against Q11

12. Cultural facilities

- a) Excellent b) Very Good c) Good d) Average e) Poor

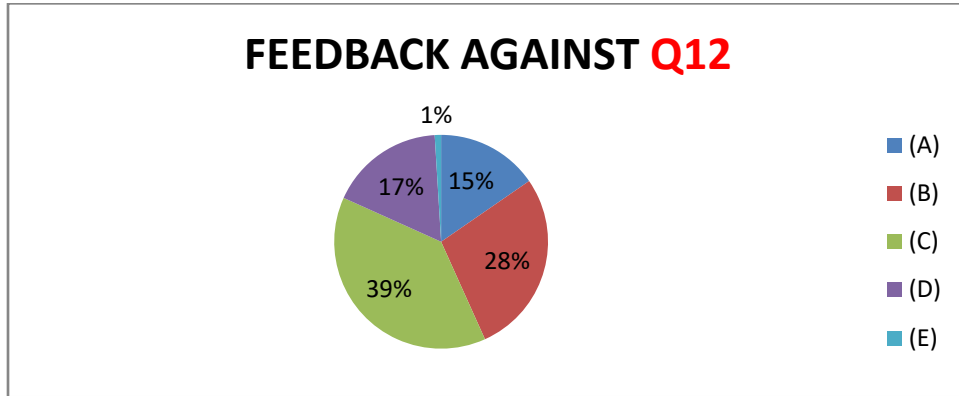


Figure 12. Pie chart for parents feedback against Q12

13. Hostel facilities

- a) Excellent b) Very Good c) Good d) Average e) Poor

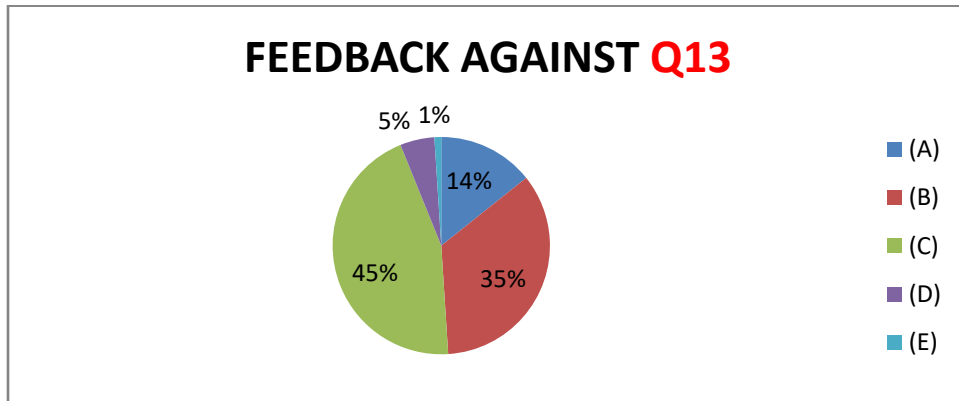


Figure 13. Pie chart for parents feedback against Q13

14. Campus safety and security

- a) Excellent b) Very Good c) Good d) Average e) Poor

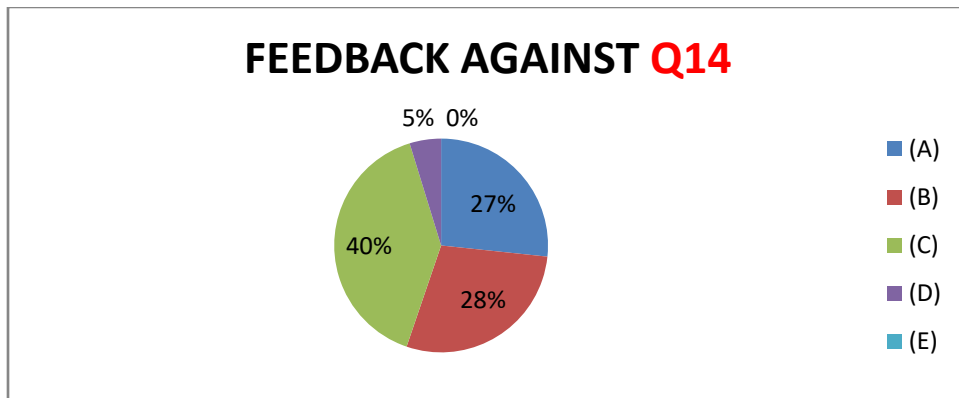


Figure 14. Pie chart for parents feedback against Q14

Table 1. Comparison of average scores of all aspects

Q	Choice					Total Responses	Total Score $S=A*4+B*3+C*2+D*1+E*0$	Average Score $AVG=S/R$
	(A)	(B)	(C)	(D)	(E)			
Q1	33	34	34	6	0	107	308	2.88
Q2	20	54	21	6	0	101	290	2.87
Q3	32	38	32	5	0	107	311	2.91
Q4	55	40	10	1	0	106	361	3.41
Q5	49	36	21	1	0	107	347	3.24
Q6	10	46	40	7	2	105	265	2.52
Q7	25	42	29	9	1	106	293	2.76
Q8	43	39	20	4	0	106	333	3.14
Q9	17	31	52	7	1	108	272	2.52
Q10	2	33	49	19	2	105	224	2.13
Q11	14	29	47	11	4	105	248	2.36
Q12	16	29	40	18	1	104	249	2.39
Q13	14	34	44	5	1	98	251	2.56
Q14	28	30	42	5	0	105	291	2.77

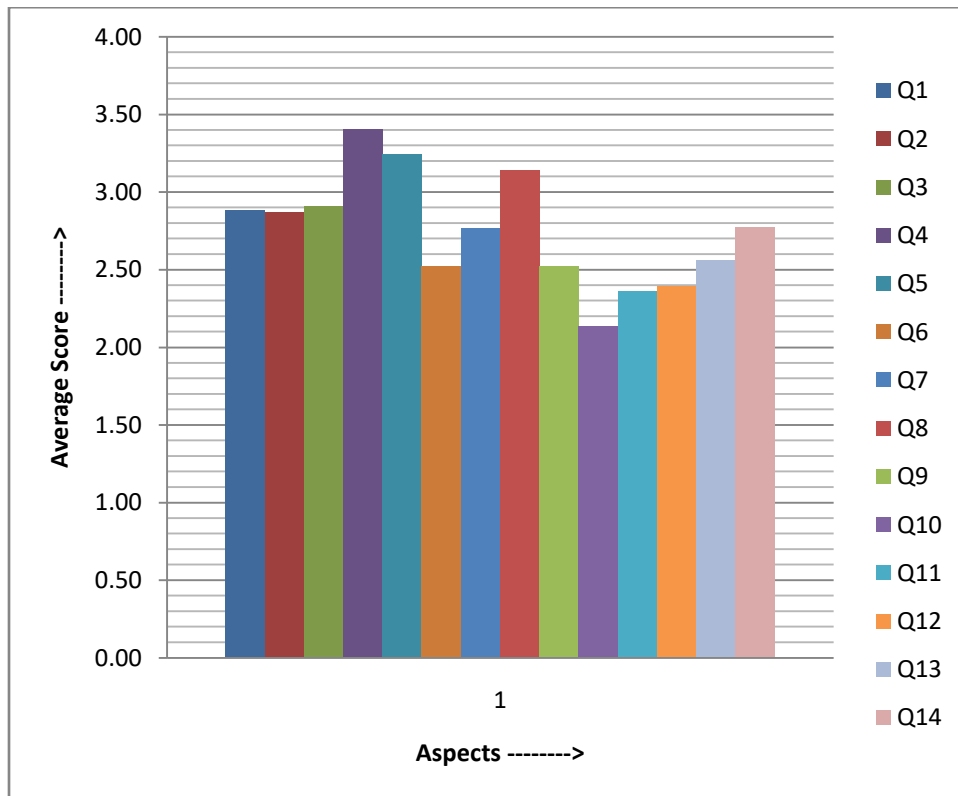


Figure 15. Histogram for comparing different aspects

From the above table and figure, it is revealed that according to the parents, students are getting excellent guidance from their respective teachers (Q4 = 3.41), teacher-student relationships are very (Q5 = 3.24), library facilities are very good (Q8 = 3.14), etc. But the canteen facilities have the scope to improve (Q10 = 2.13).

Suggestions From Parents

Some relevant suggestions made by Parents to improve overall academic and non-academic experiences:

1. Should increase the number of books specially the books belong to Geography and Hindi department in the library.
2. Should conduct regular sports practices to improve quality in sports.
3. Should increase the intake capacity of Boys' Hostel.
4. Should lay more emphasis on cultural and sport aspects.
5. Should provide better library facilities.
6. Should give more importance on co-curricular activities along with academic activities.
7. Should have full online admission system.
8. Every department should have digital classroom.
9. There is a need for vocational guidance once in a while.
10. Parents' meet should be organized at the beginning of the session.

20/2/23
(Dr. D. Saikia)

Principal,
Moridhal College

Principal
Moridhal College
P.O. Moridhal, Dhemaji

20/02/2023
(Dr. L. Gogoi)

Coordinator, IQAC
Moridhal College

COO..
IQAC
Moridhal College